

**Investment Growth\*\*\***



**Investment Objective**

The objective is to provide long term capital growth in US Dollar terms by investing in a balanced portfolio of globally diversified equity and fixed income.


**Top 5 Fund Holdings**

Funds	Weighting %
MD Select Ltd Global Equity	42.37
MD Income Ltd US\$ Income	9.14
SBIFL Multi Manager Absolute Return USD	4.67
Threadneedle Eurp Sel ZNA	3.04
W.P. Stewart Holdings	2.84

**Trailing Returns\*\*\***

	1 Month	YTD	1 Year	3 Years	5 Years
MD Balanced Ltd Balanced	0.44	-1.09	-5.53	1.45	1.80
50% MSCI & 50% US CASH	0.35	1.24	-1.31	3.74	3.86
(ASISA) Global MA Flexible	-0.41	1.24	-6.27	0.94	2.04

**Asset Allocation**



**Risk Matrix \***

	Fund	Benchmark	Cat Avg
Information Ratio (arith)	-1.05		-0.65
Std Dev	7.54	5.86	9.30
Sharpe Ratio **	1.01	1.28	1.03
Best Month (In Last 3 Years)	4.99	3.93	6.23
Worst Month (In Last 3 Years)	-4.15	-3.29	-6.12

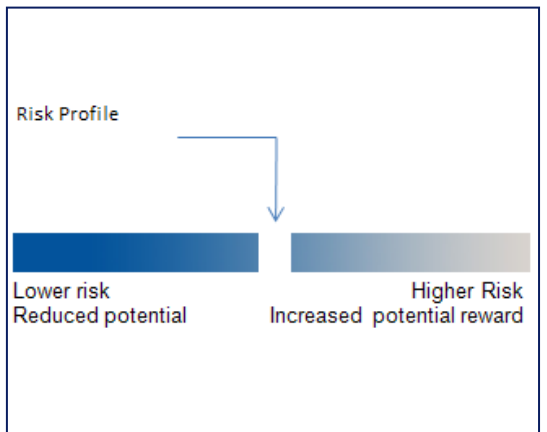
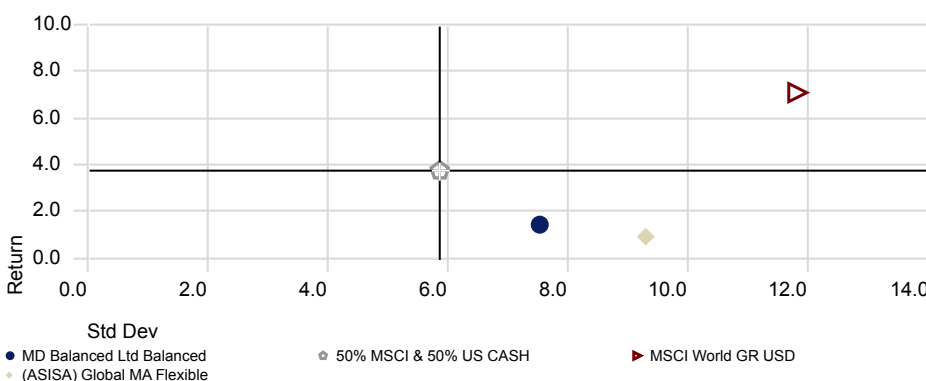
**Monthly Returns\*\*\***

	Jan	Feb	Mar	Apr	May	Jun	Jul	Aug	Sep	Oct	Nov	Dec	Year
2016	-3.71	-0.99	3.21	0.09	0.44								
2015	-1.11	3.13	-0.77	1.56	0.11	-1.77	0.87	-4.15	-2.46	4.99	-0.56	-1.24	-1.73
2014	-3.17	3.14	-0.12	0.18	1.69	1.23	-0.95	0.85	-1.76	0.33	1.70	-0.95	2.02
2013	1.81	-0.16	1.25	1.26	-0.34	-3.34	2.43	-1.73	3.62	2.14	1.08	1.17	9.37
2012	4.39	2.49	0.46	-0.26	-5.47	0.65	2.04	2.37	2.80	-0.24	0.88	0.21	10.46
2011	1.89	-0.40	0.47	3.54	-1.80	-2.07	1.52	-8.49	-3.02	7.14	-7.07	3.88	-5.40

**Operations**

Month End Price Date	2016/05/31
Month End Price (USD)	151.79
Fund Size	18 460 286.78
ISIN	JE00B504TG57
Minimum Investment (USD)	10 000
Manager Name****	Multiple

**Risk-Reward \***



**Not to be distributed within the European Union**

\* Data is displayed over a 3 year rolling period  
 \*\* US Treasury T-Bill 3 Mon  
 \*\*\* Information compiled using Morningstar based on the most recent published information available to Morningstar at the end of the relevant period. This information is for illustrative purposes only.  
 \*\*\*\* Jerome O'Regan & Bernard Drotschie

# Melville Douglas Balanced Fund Ltd - Balanced Class

## Quarterly Commentary 31 Dec 2015 - 31 Mar 2016

A flat quarter for global equity markets masked a very volatile start to the year, with double-digit declines by mid-February. There was no shortage of concerns and global growth, the dramatic decline in the oil price, funding questions over emerging market debt and fears of a deflationary spiral from the disorderly devaluation of the Chinese renminbi all weighed on markets over the period. A number of factors have contributed to the improvement in market sentiment since the lows reached in early February. Deflationary concerns caused by a stronger US Dollar and low commodity prices have eased somewhat and the cyclical slowdown in economic growth experienced during the fourth quarter of 2015, appears to have run its course. Recent data and surveys out of the US point to a pick-up in economic activity with some improvement noted in the manufacturing industry. Employment trends remain positive and lending growth continues to gather pace. In addition, a more subdued pace of US monetary tightening has supported rallies in risk assets. The sustainability of this improvement in sentiment remains questionable. Although equity markets have rebounded very strongly, bond markets remain unconvinced with yields currently lower than what they were at the beginning of the year; an indication of slow growth ahead. The unexpected weakness in the USD contributed to an increase in oil and certain commodity prices. Commodity producing countries such as Brazil, Canada and Australia have all benefited from appreciating currencies and stronger equity markets. In addition, emerging market currencies and bonds also benefited from low and in some cases negative interest rates in developed economies. Developed market investors are being "forced" to allocate capital to riskier high yielding investments such as bonds in emerging markets. For Japan and Europe, the opposite is unfortunately true. Negative interest rates coupled with stronger currencies (at least against the USD) will make the recovery more challenging to sustain. Multinational and financial firms in particular will experience pressure in earnings growth and explains why both regions have lagged global equity markets more recently.

The fund's return during the first quarter was -1.61% against the benchmark of 0.03%. The initial overweight position to equity coupled with a regional overweight in Europe were the main detractors from performance. Fund selection also contributed negatively as most of the underlying equity funds underperformed their respective benchmarks in a challenging environment for fund managers with a quality bias.

We expect economic growth globally to remain subdued in the medium term. Valuations have also become less supportive for equities and bonds, and we have as such reduced the fund's exposure to both asset classes in favour of USD cash. The equity allocation is currently neutral to benchmark.

Global growth remains unbalanced and equity markets volatile. That said, volatility creates opportunities and we remain disciplined in assessing potential investments. We will remain focused on fundamentals and valuation rather than momentum, an approach which ultimately rewards investors well over time.

### Other Fund Facts

Manager	STANLIB Fund Managers Jersey Limited
Investment Manager	Standard Bank International Investments Limited
Custodian	Capita Trust Company (Jersey) Limited
Auditors	PwC, Ireland
Fund Directors	H Holmes, GS. Baillie, M. Farrow, and O Sonnlichler
Registered Office	47-49 La Motte Street, St Helier, Jersey
Launch Date	16 February 1999

### Fund Costs

TER = 1.49%
TC = 0.02%
TIC = 1.51%
TER = (Total Expenditure Ratio)
TC = (Transaction Costs)
TIC = (Total Investment Cost ; TER + TC = TIC)

Where a transaction cost is not readily available, a reasonable best estimate has been used. Estimated transaction costs may include Bond, Money Market and FX Costs (where Applicable).

### Contact Details

Contact Person:	Andrew Palmer
Telephone:	+27 (11) 721 8012
E-Mail:	andrew.palmer@standardbank.co.za

### Statutory disclosure and general terms and conditions

This document does not constitute an offer to buy or a solicitation of an offer to buy or sell shares of the Fund in any jurisdiction in which an offer or solicitation is not authorised or to any person to whom it is unlawful to make such an offer of solicitation and is for information purposes only. Subscriptions will only be received and shares issued on the basis of the current prospectus and prospective investors should carefully consider the risk warnings and disclosures for the Fund set out therein. The value of shares may go down as well as up and investors may get back less cash than originally invested. Past performance is not necessarily a guide to future performance. An investment in the shares of the Fund is not the same as a deposit with a banking institution. Fluctuations or movements in exchange rates may cause the value of underlying international investments to go up or down. Please refer to the prospectus for more details on the charges and expenses that may be recovered from the Fund. Shares are priced weekly. Telephone calls may be recorded. Capita Trust Company (Jersey) Limited, STANLIB Fund Managers Jersey Limited, Standard Bank International Investments Limited are regulated by the Jersey Financial Services Commission. The fund is also regulated by the Jersey Financial Services Commission.

A Representative Agreement exists between Standard Bank International Investments Limited and Melville Douglas Investment Management (Pty) Ltd appointing Melville Douglas Investment Management (Pty) Ltd as the sole representative for the investment management functions performed in South Africa. Melville Douglas Investment Management (Pty) Ltd is a company registered in South Africa with company number 1987/05041/07, and a subsidiary of Standard Bank Group Limited. Melville Douglas Investment Management (Pty) Ltd is licensed as a financial services provider in terms of Section 8 of the Financial Advisory and Intermediary Services Act, 2002 (Act No. 37 of 2002).