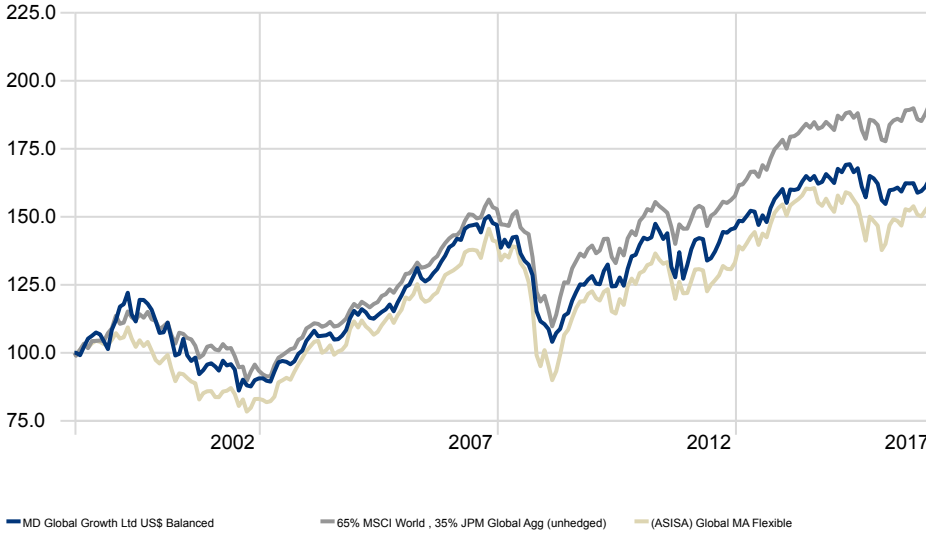




Investment Growth***



Trailing Returns***

	1 Month	YTD	1 Year	3 Years	5 Years
MD Global Growth Ltd US\$ Balanced A	2.2	3.9	8.2	1.5	3.4
65% MSCI World , 35% JPM Global Agg (unhedged)	2.0	3.9	9.8	2.9	5.0
EAA Fund USD Flexible Allocation	1.5	3.0	9.0	-0.5	1.6

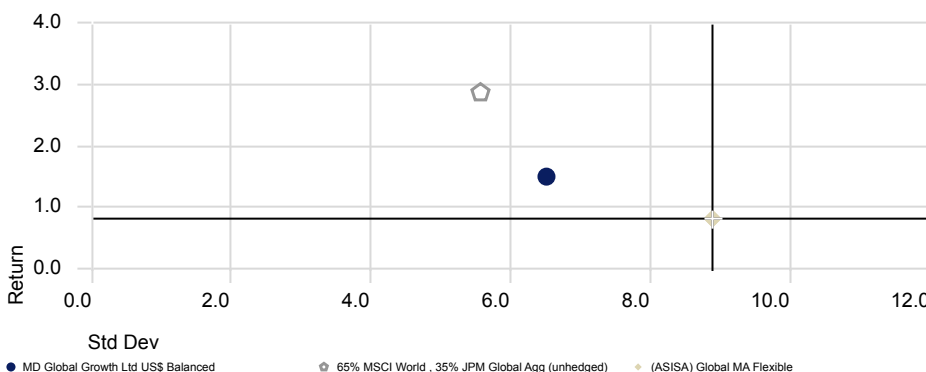
Risk Matrix *

	Fund	Benchmark	Cat Avg
Information Ratio (arith)	-0.9		-1.6
Std Dev	6.5	5.5	6.6
Sharpe Ratio **	0.1	0.2	-0.1
Best Month (In Last 3 Years)	5.0	3.9	4.1
Worst Month (In Last 3 Years)	-4.1	-3.3	-4.3

Monthly Returns***

	Jan	Feb	Mar	Apr	May	Jun	Jul	Aug	Sep	Oct	Nov	Dec	Year
2017	1.7	2.2											
2016	-3.7	-0.9	3.3	0.1	0.5	-0.9	1.9	0.0	0.1	-2.2	0.4	1.0	-0.7
2015	-1.1	3.2	-0.7	1.6	0.2	-1.7	0.9	-4.1	-2.4	5.0	-0.5	-1.2	-1.2
2014	-3.2	3.2	-0.1	0.2	1.7	1.2	-0.9	0.9	-1.7	0.4	1.8	-0.9	2.5
2013	1.9	-0.1	1.3	1.3	-0.2	-3.2	2.4	-1.7	3.5	2.1	1.1	1.2	9.9
2012	4.4	2.5	0.5	-0.3	-5.6	0.6	1.8	2.4	2.8	-0.2	0.9	0.3	10.3

Risk-Reward *




Investment Objective

The objective is to provide long term capital growth in US Dollar terms by investing in a balanced portfolio of globally diversified equity and fixed income.

Top 10 Holdings

	Weighting %
Visa Inc Class A	3.7
iShares MBS	3.4
Wells Fargo & Co	2.9
Alphabet Inc A	2.7
iShares MSCI Japan	2.7
Illinois Tool Works Inc	2.6
US Bancorp	2.6
JPMorgan Chase & Co	2.5
Microsoft Corp	2.5
Anthem Inc	2.4

Asset Allocation



Operations

Price Date	2017/02/28
Month End Price	\$ 164.00
Fund AUM (m)	\$ 95.7
ISIN	JE00B559P010
Minimum Investment USD	\$ 15 000

Fund Manger

Jerome O' Regan

Jerome is Melville Douglas's Chief Investment Officer and has been involved in investment markets since 1984. Among other positions he has held are Head of Research at Flemming Martin and STANLIB, and Chief Investment Officer at SCMB Asset Management. He holds an MBA from UCT and is a Chartered Financial Analyst.

Bernard Drotschie

Bernard is Melville Douglas's Head of Equity Research and the lead manager on the Melville Douglas Global Equity Fund. He holds a BCom (Hons) Econometrics, CFA

Portfolio Risk

Risk Profile



Not to be distributed within the European Union

* Data is displayed over a 3 year rolling period
 ** US Treasury T-Bill 3 Mon
 *** Class A since inception. Information compiled using Morningstar based on the most recent published information available to Morningstar at the end of the relevant period. This information is for illustrative purposes only.
 Source: Morningstar Direct, Melville Douglas Investment Management

Melville Douglas Global Growth Fund Ltd USD Balanced Class
Minimum Disclosure Document as at 28 February 2017

Other Fund Facts

Manager	STANLIB Fund Managers Jersey Limited
Investment Manager	Melville Douglas Investment Management (Pty) Ltd
Custodian	Capita Trust Company (Jersey) Limited
Auditors	PwC, Ireland
Fund Directors	H.Holmes, GS.Baillie, M.Farrow, and O.Sonnbichler
Registered Office	47-49 La Motte Street, St Helier, Jersey
Publication Date	25 March 2017

Share Class ISIN

Class A	JE00B559P010
Class B	JE00BD2X3T71
Class C	JE00BD2X3V93

Minimum Investment

Class A	\$15 000
Class B	\$ 2 500
Class C	\$ 2 500

Launch Date

Class A	21 June 1998
Class B	01 September 2016
Class C	01 September 2016

Fund Costs

Fee Class	Management Fee	TER	TC	TIC
Class A	1.00%	1.28%	0.00%	1.28%
Class B	1.50%	1.78%	0.00%	1.78%
Class C	1.20%	1.48%	0.00%	1.48%

TER = (Total Expense Ratio), TC = (Transaction Costs), TIC = (Total Investment Cost ; TER + TC = TIC)

Where a transaction cost is not readily available, a reasonable best estimate has been used. Estimated transaction costs may include Bond, Money Market and FX Costs (where Applicable)

The Management Fee was changed in September 2016 and the TIC calculations reflects the updated fees.

Contact Details

Melville Douglas Investment Management (Pty) Ltd

8th Floor West Wing, 30 Baker Street, Rosebank, 2196. PO Box 411184, Craighall 2024, South Africa

Telephone: +27 (11) 721 7964 Fax: +27(0)86202 7235

www.melvilledouglas.co.za

Statutory Disclosure and General terms and Conditions

This document does not constitute an offer to buy or a solicitation of an offer to buy or sell shares of the Fund in any jurisdiction in which an offer or solicitation is not authorised or to any person to whom it is unlawful to make such an offer of solicitation and is for information purposes only. Subscriptions will only be received and shares issued on the basis of the current prospectus and prospective investors should carefully consider the risk warnings and disclosures for the Fund set out therein. The value of shares may go down as well as up and investors may get back less cash than originally invested. Past performance is not necessarily a guide to future performance. An investment in the shares of the Fund is not the same as a deposit with a banking institution. Fluctuations or movements in exchange rates may cause the value of underlying international investments to go up or down. Please refer to the prospectus for more details on the charges and expenses that may be recovered from the Fund. Shares are priced weekly. Telephone calls may be recorded. Capita Trust Company (Jersey) Limited, STANLIB Fund Managers Jersey Limited, Standard Bank International Investments Limited are regulated by the Jersey Financial Services Commission. The fund is also regulated by the Jersey Financial Services Commission.

A Representative Agreement exists between Standard Bank International Investments Limited and Melville Douglas Investment Management (Pty) Ltd appointing Melville Douglas Investment Management (Pty) Ltd as the sole representative for the investment management functions performed in South Africa. Melville Douglas Investment Management (Pty) Ltd is a company registered in South Africa with company number 1987/05041/07, and a subsidiary of Standard Bank Group Limited. Melville Douglas Investment Management (Pty) Ltd is licensed as a financial services provider in terms of Section 8 of the Financial Advisory and Intermediary Services Act, 2002 (Act No. 37 of 2002).