

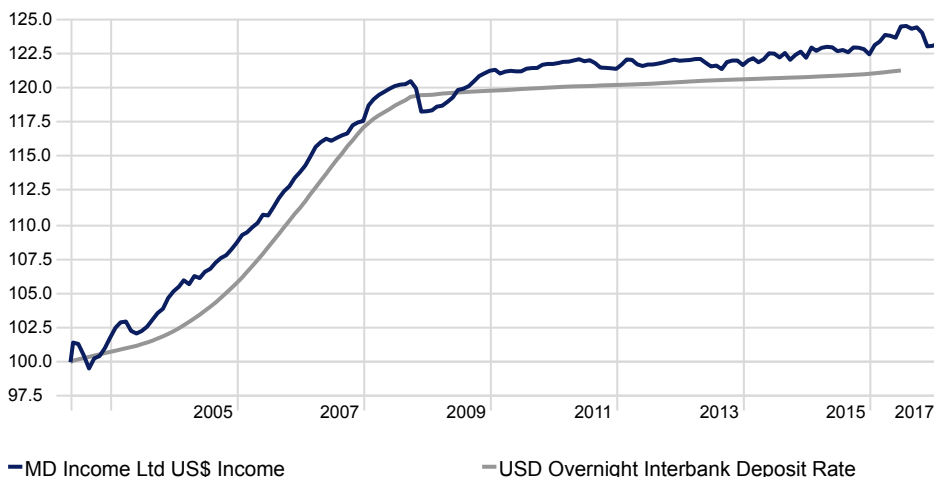
Melville Douglas Income Fund Ltd - USD Income Class

Minimum Disclosure Document as at 31 January 2017



MELVILLE DOUGLAS

Investment Growth***



Trailing Returns***

	1 Month	YTD	1 Year	3 Years	5 Years
MD Income Ltd US\$ Income	0.1	0.1	0.1	0.3	0.2
USD Overnight Interbank Deposit Rate	0.1	0.1	0.5	0.3	0.2

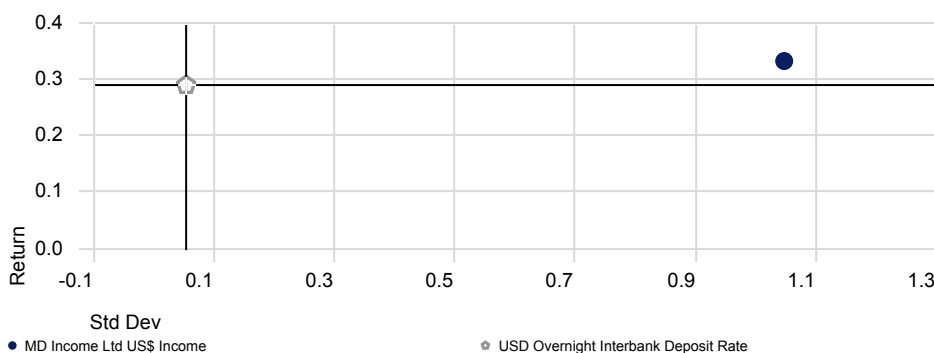
Risk Matrix *

	Fund	Benchmark
Information Ratio (arith)	0.0	
Std Dev	1.0	0.1
Sharpe Ratio **	0.0	0.0
Best Month (In Last 3 Years)	0.7	0.1
Worst Month (In Last 3 Years)	-0.8	0.0

Monthly Returns***

	Jan	Feb	Mar	Apr	May	Jun	Jul	Aug	Sep	Oct	Nov	Dec	Year
2017	0.1												
2016	0.6	0.2	0.4	0.0	-0.1	0.7	0.0	-0.2	0.1	-0.3	-0.8	0.0	0.5
2015	0.6	-0.2	0.2	0.1	0.0	-0.2	0.1	-0.1	0.3	0.0	-0.1	-0.3	0.2
2014	0.3	0.1	-0.2	0.2	0.4	0.0	-0.2	0.3	-0.4	0.3	0.2	-0.4	0.4
2013	0.0	0.0	0.1	0.0	-0.2	-0.2	0.0	-0.2	0.4	0.1	0.0	-0.3	-0.3
2012	0.3	0.3	0.0	-0.3	-0.1	0.1	0.0	0.1	0.1	0.1	0.1	-0.1	0.5

Risk-Reward*

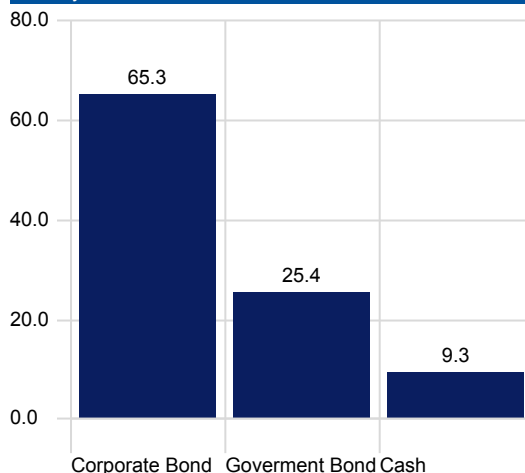


Not to be distributed within the European Union


Investment Objective

To provide a return in excess of cash deposits in US Dollars, whilst maintaining a high degree of capital preservation by investing in quality fixed interest securities, selected collective investment vehicles, money market instruments and cash in order to maximise investment returns in US Dollars.

Security Sector



Asset Allocation



Operations

Price Date	2017/01/31
Month End Price	\$ 164.0
ISIN	JE00B54RMC79
Minimum Investment	\$ 10 000
Fund AUM (m)	\$ 58.8
Domicile	Jersey

Portfolio Manager

Karl Holden

Risk Profile



* Data is displayed over a 3 year rolling period

** US Treasury T-Bill 3 Mon

*** Information compiled using Morningstar based on the most recent published information available to Morningstar at the end of the relevant period. This information is for illustrative purposes only.

Melville Douglas Income Fund Ltd USD Income Class

Minimum Disclosure Document as at 31 January 2017

Additional Information

Where foreign securities are included in the portfolio there may be additional risks, such as potential constraints on liquidity and the repatriation of funds, macroeconomic risks, political risks, tax risks, settlement risks, and potential limitations on the availability of market information.

Other Fund Facts

Manager	STANLIB Fund Managers Jersey Limited
Investment Manager	Standard Bank International Investments Limited
Custodian	Capita Trust Company (Jersey) Limited
Auditors	PwC, Ireland
Fund Directors	H. Holmes, GS. Baillie, M. Farrow, and O. Sonnlichler
Registered Office	47-49 La Motte Street, St Helier, Jersey
Launch Date	16 February 1999
Publication Date	25 February 2017

Fund Costs

TER = 0.68%
TC = 0.01%
TIC = 0.69%

TER = (Total Expense Ratio)
TC = (Transaction Costs)
TIC = (Total Investment Cost ; TER + TC = TIC)

Where a transaction cost is not readily available, a reasonable best estimate has been used. Estimated transaction costs may include Bond, Money Market and FX Costs (where Applicable).

Contact Details

Melville Douglas Investment Management (Pty) Ltd

8th Floor West Wing, 30 Baker Street, Rosebank, 2196. PO Box 411184, Craighall 2024, South Africa

Telephone: +27 (11) 721 7964 Fax: +27(0)86202 7235

www.melvilledouglas.co.za

Statutory disclosure and general terms and conditions

This document does not constitute an offer to buy or a solicitation of an offer to buy or sell shares of the Fund in any jurisdiction in which an offer or solicitation is not authorised or to any person to whom it is unlawful to make such an offer of solicitation and is for information purposes only. Subscriptions will only be received and shares issued on the basis of the current prospectus and prospective investors should carefully consider the risk warnings and disclosures for the Fund set out therein. The value of shares may go down as well as up and investors may get back less cash than originally invested. Past performance is not necessarily a guide to future performance. An investment in the shares of the Fund is not the same as a deposit with a banking institution. Fluctuations or movements in exchange rates may cause the value of underlying international investments to go up or down. Please refer to the prospectus for more details on the charges and expenses that may be recovered from the Fund. Shares are priced weekly. Telephone calls may be recorded. Capita Trust Company (Jersey) Limited, STANLIB Fund Managers Jersey Limited, Standard Bank International Investments Limited are regulated by the Jersey Financial Services Commission. The fund is also regulated by the Jersey Financial Services Commission.

A Representative Agreement exists between Standard Bank International Investments Limited and Melville Douglas Investment Management (Pty) Ltd appointing Melville Douglas Investment Management (Pty) Ltd as the sole representative for the investment management functions performed in South Africa. Melville Douglas Investment Management (Pty) Ltd is a company registered in South Africa with company number 1987/05041/07, and a subsidiary of Standard Bank Group Limited. The representative for the fund in South Africa is STANLIB Collective Investments (RF) Ltd. Melville Douglas Investment Management (Pty) Ltd is licensed as a financial services provider in terms of Section 8 of the Financial Advisory and Intermediary Services Act, 2002 (Act No. 37 of 2002)....

Fund Prospectus, application forms as well as annual and interim financial statements, are available at www.standardbank.com/privateclients

Source: Morningstar Direct, Melville Douglas