

# Melville Douglas STANLIB SA Equity Fund

Fund information update at 30 November 2024

## What is the fund's objective?

The investment objective of the fund is to generate capital growth over the medium to long term through investing in listed South African equity securities. Income generation is a secondary objective of the fund.

## What does the fund invest in?

The fund will primarily consist of high quality and superior South African equities securities listed on the Johannesburg Stock Exchange (JSE). The fund will adopt a more aggressive approach over the medium to long term, attempting to achieve a high alpha relative to the benchmark. The Fund may invest in non-equity securities such as, but not limited to, equity linked notes and money market instruments as permitted by legislation from time to time. The fund may also utilise listed and unlisted financial instruments, in accordance with the provisions of the Act.

## What possible risks are associated with this fund?

General market risks include unfavourable market movements, volatility, economic and political risk, and company-specific risk. There may be additional risks, such as possible constraints on liquidity and the return of funds to South Africa, macroeconomic risks, political risks, tax risks, settlement risks, and possible limitations on the availability of market information.

## Risk rating

Conservative	Moderately conservative	Moderate	Moderately aggressive	Aggressive
--------------	-------------------------	----------	-----------------------	------------

## What is the suggested investment period for this fund?

### Minimum period

1 Month	6 Months	1 Year	3 Years	5 Years	7 Years
---------	----------	--------	---------	---------	---------

## Who should consider investing in this fund?

This fund suits investors that are looking for strong capital growth over the longer term.

## Income

**Distribution** Net income is calculated and accrued daily and is declared and distributed semi-annually.

**Declaration** 30 June, 31 December

## General fund information

<b>Manager(s)</b>	Bernard Drotschie, Paolo Senatore and Refilwe Moroka
<b>Size (NAV)</b>	R 91.92 million
<b>Classification</b>	South African - Equity - SA General
<b>Benchmark</b>	FTSE/JSE Capped SWIX All Share Index
<b>Regulation 28</b>	Does not apply
	<b>Class B1</b>
<b>Launch</b>	01 March 2022
<b>ISIN number</b>	ZAE000308201
<b>JSE code</b>	STMFB1
	<b>Minimum investment requirements -</b>
<b>Lump sum</b>	R 10,000
<b>Monthly</b>	R 500

## What are the costs to invest in this fund?

### Maximum charges including VAT

	Class B1
<b>Initial fee (manager)</b>	0.000%
<b>Initial fee (adviser)</b>	3.450%
<b>Annual fee (manager)</b>	1.150%
<b>Annual fee (adviser)</b>	0.000%
<b>Performance fee</b>	N/A
<b>Adviser fee</b>	1.150%

**Annual fee (manager)** – this is a service charge (% based) applicable to each class of a fund, that is levied on the value of your portfolio and includes the **Annual fee (adviser)** fee (where applicable). Annual fees are calculated and accrued daily and recovered monthly from the income awaiting distribution in the fund.

**Adviser fee** - this is the maximum annual service fee (% based) an adviser can charge on the value of your portfolio. It is calculated and accrued daily and recovered monthly by means of a redemption of your units. It is not included in the **Annual fee**.

### Cost ratios (annual) including VAT as at 30 September 2024

	Class B1
<b>Based on period from:</b>	01/03/2022
<b>Total Expense</b>	1.26%
<b>Transaction Costs</b>	0.74%
<b>Total Investment Charge</b>	2.00%
<b>1 Year Total Expense</b>	1.35%

**Total Expense (TER):** This ratio shows the charges, levies and fees relating to the management of the portfolio and is expressed as a percentage of the average net asset value of the portfolio, calculated over the period shown and annualised to the most recently completed quarter. A higher TER does not necessarily imply a poor return, nor does a low TER imply a good return. The current TER should not be regarded as an indication of future TERs.

**Transaction Costs (TC):** This ratio shows the percentage of the value of the fund incurred as costs relating to the buying and selling of the fund's underlying assets. TC are a necessary cost in administering the fund and impacts fund returns. It should not be considered in isolation as returns may be impacted by many other factors over time including market returns, the type of fund, investment decisions of the investment manager and the TER.

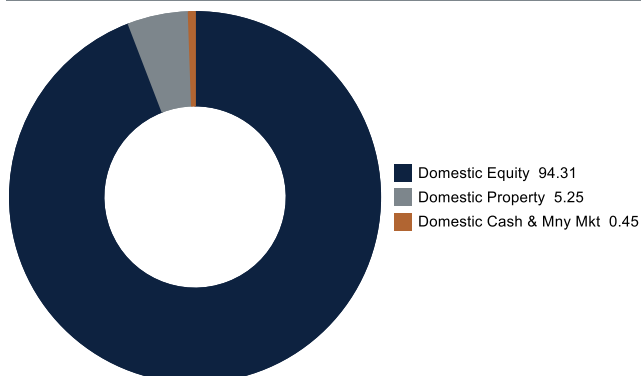
**Total Investment Charges (TIC):** This ratio is simply the sum of the TER and TC, showing the percentage of the value of the fund incurred as costs relating to the investment of the fund. It should be noted that performance figures account for all costs included in the TIC ratio, so you should not deduct the TIC from performance figures, the performance is already net of the TIC.

# Melville Douglas STANLIB SA Equity Fund

Monthly update at 30 November 2024

## Holdings

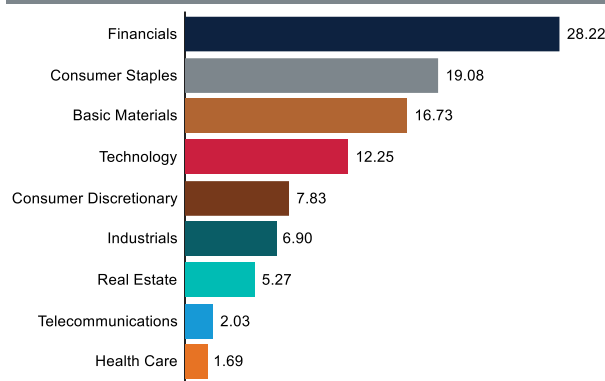
### Asset allocation (%)



### Top Equity holdings (%)

Naspers Ltd	8.80
FirstRand Ltd	7.32
Standard Bank Group Ltd	5.80
Anglo American plc	5.67
Mr Price Group Ltd	5.07
AngloGold Ashanti plc	5.07
Capitec Bank Holdings Ltd	4.32
AVI Ltd	4.04
The Bidvest Group Ltd	3.78
Bid Corp Ltd	3.46

### Equity allocation (Industry) (%)



## Performance and Income

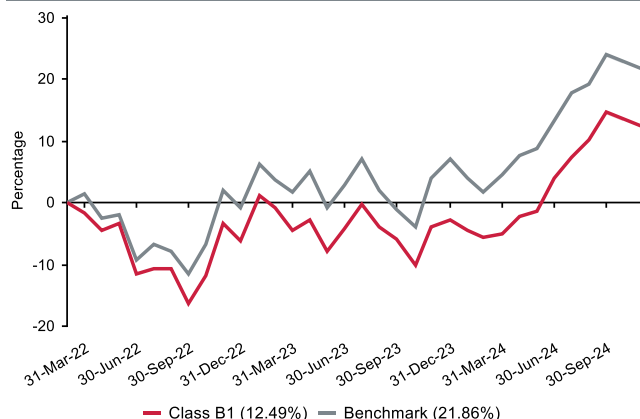
Class B1 Launch: 01 March 2022

Benchmark: FTSE/JSE Capped SWIX All Share Index

Returns (%)	6m	9m	1yr	2yrs	Launch
<b>Class B1</b>					
Class	13.89	19.21	17.13	7.85	4.37
Rank/Out of	14/55	29/52	20/52	28/48	44/45
Sector Average	12.55	19.79	16.37	8.65	7.78
Benchmark	12.09	19.81	17.06	9.20	7.44

Returns (%) shown are cumulative for all periods shorter than or equal to 1 year and annualised for all periods greater than 1 year.

### Cumulative performance (%) from Launch



Statistics (%)	1yr	2yrs	Launch
<b>Class B1</b>			
Positive Months	8	13	17
Max Gain	21.68	27.68	37.07
Max Drawdown	-2.90	-11.14	-16.23
Highest	26.21	26.21	26.21
Lowest	-5.52	-5.52	-5.52

Highest – this reflects the highest 12 month return during the period.

Lowest - this reflects the lowest 12 month return during the period.

### Amount declared (cents per unit)

	Class B1
<b>29 December 23</b>	1.41
<b>28 June 24</b>	1.14
<b>In last 12 months</b>	2.55
<b>In 2023</b>	2.69

# Melville Douglas STANLIB SA Equity Fund

Quarterly update at 30 September 2024

## Who are the investment managers?

Since 1983 Melville Douglas has been delivering superior investment returns across a number of asset classes. As a global boutique investment management company within the Standard Bank Group, we are uniquely positioned to offer domestic and offshore investment solutions. What truly sets Melville Douglas apart is our experienced investment team and our approach to investing – driven by balance, a long-term view and a commitment to fundamental research – which informs our investment decisions across the board.



**Bernard Drotschie**  
BCom (Hons), CFA®, CFPTM  
Chief Investment Officer

Bernard joined Melville Douglas in 2002 as a portfolio manager and analyst, prior to which he worked for Absa Asset Management. He is the lead manager on the Melville Douglas Global Growth Fund (USD) and co-manages the Melville Douglas Balanced Fund (USD) and the Melville Douglas Income Funds. He holds a BCom (Hons) degree in Econometrics, is a CFA® Charterholder and a Certified Financial Planner™ professional.



**Paolo Senatore**  
MSc (Mechanical Engineering)  
Strategist

Paolo joined Melville Douglas in 2018 as a strategist and co-manages the Melville Douglas STANLIB High Alpha Fund. From 1995 he was with the FirstRand Group, gaining over 20 years' financial market experience. In 2000, he became CIO of RMB Private Bank Portfolio Management with the responsibility of growing the specialised institutional business. He was CIO for Ashburton Investments, FirstRand's asset management initiative, from its inception, and was instrumental in consolidating asset management businesses and investment processes. He holds an MSc (Mechanical Engineering).



**Refilwe Moroka**  
BCom, BCompt (Hons), CFA®  
Senior Analyst, Investment Research

Refilwe joined Melville Douglas in 2017 as domestic equity research analyst covering the Diversified industrials and Telecommunications sectors, and is now the Head of Domestic Equity Research. Refilwe co-manages the Melville Douglas High Alpha Fund and the Melville Douglas Balanced Fund. Prior to joining Refilwe was a Diversified Lending & Leveraged Credit Risk Manager dealing specifically in the FMCG, Retail sector at Standard Bank. She holds a B.Com Accounting degree, a B.Compt (Hons) in Cost Management Accounting and is a CFA® Charterholder.

## Fund review

During the third quarter of 2024, the SA Equity Fund delivered a positive return above its benchmark of 9.6%. The best performing sector for the quarter under review was Technology (+17%), then Financial services (+13.7%) followed by Consumer Discretionary (+13.6%). The Fund's best performing stocks on the local bourse were Mr Price, Resilient and OUTsurance with the worst performing stocks being Sasol, Northam Platinum and Richemont.

## Market overview

The global economic landscape has demonstrated resilience, despite emerging weaknesses in the US labour market. Earnings revisions have turned positive, driven by a resurgence in earnings growth, particularly among US stocks. During the quarter, global Central Banks initiated the next phase of a synchronised interest rate reduction cycle, following a period of stringent monetary policy aimed at combating inflation. China has also intensified efforts to support its lacklustre economic growth and struggling property market. In the 100 days since the implementation of the Government of National Unity (GNU) the Rand is 5.8% stronger, the FTSE/JSE All Share Index is up 8.8% and bonds have surged. South African economic activity in 2024, began on a subdued note, but we've observed a gradual and steady recovery, with GDP growing by 0.4% in the second quarter and we anticipate a gradual uplift in the second half of the year. This will be supported by the continued stabilisation of electricity supply and ongoing structural reforms in critical infrastructure areas, which are expected to boost both private and business confidence and investment. Headline inflation for August surprised on the downside, moderating to 4.4%. For the first time in over three years the inflation print fell below the South African Reserve Bank's target midpoint of 4.5%, aligning with the SARB's long-term inflation anchoring goals. Given an improved inflation outlook, the SARB unanimously voted to decrease the interest rate by 25bps. Looking forward we expect a further 25bps cut at the November 2024 meeting and another 50bps cut in 2025.

## Looking ahead

We remain firm in our belief that valuations for the domestic equity market remain attractive. Growth supportive policy reforms, a sustained decline in interest rates and receding inflation, efficiency improvements in our ports and rail infrastructure, and stability in energy generation and transmission will collectively bolster the South African economy and contribute to the stability of financial markets over the medium to long term. Most foreign flows remain meaningfully underweight South Africa, however net outflows from South African equities have slowed considerably relative to the prior year. We believe there is potential for continued meaningful inflows into the next quarter, with an understanding that the market will take a cautious approach to investing in South Africa. We will continue to invest in high quality businesses that have wide and sustainable moats, that have the ability to deliver attractive compound cashflow growth through business cycles, at compelling valuations.

The commentary gives the views of the portfolio manager at the time of writing. Any forecasts or commentary included in this document are not guaranteed to occur.

## Change in allocation of the fund over the quarter

Asset type	Q3 2024	Q2 2024	Change
Domestic Cash & Mny Mkt	1.61	0.17	1.44
Domestic Equity	93.60	94.91	-1.31
Domestic Property	4.79	4.92	-0.13

The portfolio adhered to its portfolio objective over the quarter.

## Fund classes

Class	Type	Price (cpu)	Units	NAV (Rand)
B1	Retail	105.51	1,088,330.97	1,148,266.21

All data as at 30 September 2024.

Units – amount of participatory interests (units) in issue in relevant class.

# Melville Douglas STANLIB SA Equity Fund

Important information update at 30 November 2024



## Disclosures

Collective Investment Schemes in Securities (CIS) are generally medium to long term investments. The value of participatory interests may go down as well as up and past performance is not necessarily a guide to future performance. CIS are traded at ruling prices and can engage in borrowing and scrip lending.

The Melville Douglas STANLIB SA Equity Fund is a portfolio of the STANLIB Collective Investment Scheme (the Scheme).

The manager of the Scheme is STANLIB Collective Investments (RF) (Pty) Limited (the Manager). The Manager is authorised in terms of the Collective Investment Schemes Control Act, No. 45 of 2002 (CISCA) to administer Collective Investment Schemes (CIS) in Securities. Liberty is a full member of the Association for Savings and Investments of South Africa (ASISA). The Manager is a member of the Liberty Group of Companies. The manager has a right to close a portfolio to new investors in order to manage the portfolio more efficiently in accordance with its mandate. The Manager does not provide any guarantee either with respect to the capital or the return of a CIS portfolio. A schedule of fees and charges and maximum commissions is available on request from the Manager.

The trustee of the Scheme is Standard Chartered Bank.

The investments of this portfolio are managed, on behalf of the Manager, by Melville Douglas Investment Management (Pty) Ltd, an authorised financial services provider (FSP), FSP No. 595, under the Financial Advisory and Intermediary Services Act (FAIS), Act No. 37 of 2002.

Prices are calculated and published on each working day, these prices are available on the Manager's website ([www.stanlib.com](http://www.stanlib.com)) and in South African printed news media. This portfolio is valued at 15h00. Forward pricing is used. Investments and repurchases will receive the price of the same day if received prior to 15h00.

This portfolio is a third party named, co-named portfolio. The Manager retains full legal responsibility for this portfolio. A third party named, co-named portfolio is a portfolio bearing the name of both the Manager and the financial services provider (FSP) where the FSP, under an agreement with the Manager, undertakes financial services of a discretionary nature, as contemplated in the Financial Advisory and Intermediary Services Act, Act No. 37 of 2002 (FAIS), in relation to the assets of the portfolio. Melville Douglas Investment Management (Pty) Ltd, an authorised FSP, FSP No. 595, FAIS, is the third party manager of this portfolio.

The FSP is a related party to the Manager, the FSP may earn additional fees other than those charged by the Manager. It is the responsibility of the FSP to disclose additional fees to the investor. This document is not advice, as defined under FAIS. Please be advised that there may be representatives acting under supervision.

All performance returns and ranking figures quoted are shown in ZAR and are based on data sourced from Morningstar or Statpro and are as at 30 November 2024.

Annualised return figures are the compound annualised growth rate (CAGR) calculated from the cumulative return for the period being measured. These annualised returns provide an indication of the annual return achieved over the period had an investment been held for the entire period. Actual annual figures are available on request from the Manager.

Portfolio performance figures are calculated for the relevant class of the portfolio, for a lump sum investment, on a NAV-NAV basis, with income reinvested on the ex-dividend date. Individual investor performance may differ due to initial fees, actual investment date, date of reinvestment of income and dividend withholding tax. Portfolio performance accounts for all costs that contribute to the calculation of the cost ratios quoted, all returns quoted are after these costs have been accounted for.

Statistics - Positive Months: the number of individual 1 month periods during the specified time period where the return was not negative; Max Gain: the maximum gain in a trough-to-peak incline before a new trough is attained, quoted as the percentage between the trough and the peak. It is an indicator of upside risk over a specified time period (quoted for all periods of 1 year or longer); Max Drawdown: the maximum loss in a peak-to-trough decline before a new peak is attained, quoted as the percentage between the peak and the trough. It is an indicator of downside risk over a specified time period (quoted for periods of 1 year or longer, where no value is shown no loss was experienced); Highest and Lowest: the highest and the lowest 1 year return (%) that occurred during the specified time period (quoted for all relevant classes launched 1 year or more prior to current month end date).

Additional information about this product including, but not limited to, brochures, application forms and annual or quarterly reports, can be obtained free of charge, from the Manager and from the Manager's website ([www.stanlib.com](http://www.stanlib.com)).

## Contact details

### Manager

STANLIB Collective Investments (RF) (Pty) Limited  
Reg. No. 1969/003468/07  
17 Melrose Boulevard, Melrose Arch, 2196  
Telephone: 0860 123 003  
Email: [contact@stanlib.com](mailto:contact@stanlib.com)  
Website: [www.stanlib.com](http://www.stanlib.com)

### Third Party Manager

Melville Douglas Investment Management (Pty) Ltd  
An authorised financial services provider, FSP No. 595  
Reg. No. 1987/005041/07  
8th Floor West Wing, 30 Baker Street, Rosebank, 2196  
Telephone: +27 (0)11 721 7964  
Website: [www.melvilledouglas.co.za](http://www.melvilledouglas.co.za)

### Trustee

Standard Chartered Bank  
Reg. No. 2003/020177/10  
2nd Floor, 115 West Street, Sandton, 2196  
Telephone: +27 (0)11 217 6600

STANLIB