

Melville Douglas Global Growth Fund Limited

USD Global Growth Class

Fund information update at 30 September 2024

What is the fund's objective?

The objective of the Class Fund is to provide long-term capital growth in US Dollar terms by investing in a balanced portfolio of globally diversified equity, fixed income and cash.

What does the fund invest in?

The Class Fund invests in a well-diversified portfolio comprising quoted global equities, global fixed income securities including government and corporate bonds and money market instruments which will maximise investment returns in USD.

What possible risks are associated with this fund?

The risk rating seen below is designed to give an indication of the level of risk, measured by volatility, associated with this specific portfolio. In order to arrive at the specific risk rating of the portfolio in question, Melville Douglas measures the volatility of the fund, in the form of standard deviation, over a three year rolling period, and compares the result to internal risk parameters. Please note that these risk ratings are designed as a guide only.

Risk rating

Conservative	Moderately conservative	Moderate	Moderately aggressive	Aggressive
--------------	-------------------------	----------	-----------------------	------------

What is the suggested investment period for this fund?

Minimum period

1 Month	6 Months	1 Year	3 Years	5 Years	7 Years
---------	----------	--------	---------	---------	---------

Who should consider investing in this fund?

The fund is suitable for investors with above average risk profiles given the benchmark of 65% Global Equity and 35% Global Fixed Income. The risk in the fund is balanced through active asset allocation between equity, fixed income and interest bearing money market securities.

Income

Distribution Income available for distribution attributable to the Class Fund shall be accumulated and not distributed to Shareholders.

General fund information

Manager(s)	Bernard Drotschie, Karl Holden and Derinia Mathura
Size (NAV)	\$ 224.68 million
Peer group	EAA Fund USD Flexible Allocation
Benchmark	MSCI ACWI NR 65% BB/EFFAS Bond US Govt 1-10 yr 14% BB US Corporate TR Value UH USD 7% BB Gbl Aggr Treasuries TR Value UH USD 14%

Section 65

Approved
This Class Fund is approved for sale in South Africa under Section 65 of the Collective Investment Schemes Control Act, 2002 (CISCA).

	Class B	Class C
Launch	17 May 2017	27 July 2017
ISIN number	JE00BD2X3T71	JE00BD2X3V93
SEDOL code	BD2X3T7	BD2X3V9
Bloomberg	MDGGUBB JY	MDGGUBC JY
Minimum investment requirements -		
New business	Open	Open
Initial	\$ 2,500	\$ 2,500
Subsequent	\$ 1,000	\$ 1,000

What are the costs to invest in this fund?

Maximum charges

	Class B	Class C
Initial fee (manager)	0.000%	0.000%
Initial fee (adviser)	3.000%	3.000%
Annual fee (manager)	1.650%	0.950%
Annual fee (adviser)	0.500%	0.000%
Performance fee	N/A	N/A

Annual fee (manager) - this is a service charge (% based) applicable to each class of a fund, that is levied on the value of your portfolio and includes the **Annual fee (adviser)** fee (where applicable). Annual fees are calculated and accrued daily and recovered monthly from the income awaiting distribution in the fund.

Cost ratios (annual) including VAT as at 30 September 2024

	Class B	Class C
Based on period from:	01/10/2021	01/10/2021
Total Expense	1.73%	1.03%
Transaction Costs	0.00%	0.00%
Total Investment Charge	1.73%	1.03%
1 Year Total Expense	1.73%	1.03%

Total Expense (TER): This ratio shows the charges, levies and fees relating to the management of the portfolio and is expressed as a percentage of the average net asset value of the portfolio, calculated over the period shown and annualised to the most recently completed quarter. A higher TER does not necessarily imply a poor return, nor does a low TER imply a good return. The current TER should not be regarded as an indication of future TERs.

Transaction Costs (TC): This ratio shows the percentage of the value of the fund incurred as costs relating to the buying and selling of the fund's underlying assets. TC are a necessary cost in administering the fund and impacts fund returns. It should not be considered in isolation as returns may be impacted by many other factors over time including market returns, the type of fund, investment decisions of the investment manager and the TER.

Total Investment Charges (TIC): This ratio is simply the sum of the TER and TC, showing the percentage of the value of the fund incurred as costs relating to the investment of the fund. It should be noted that performance figures account for all costs included in the TIC ratio, so you should not deduct the TIC from performance figures, the performance is already net of the TIC.

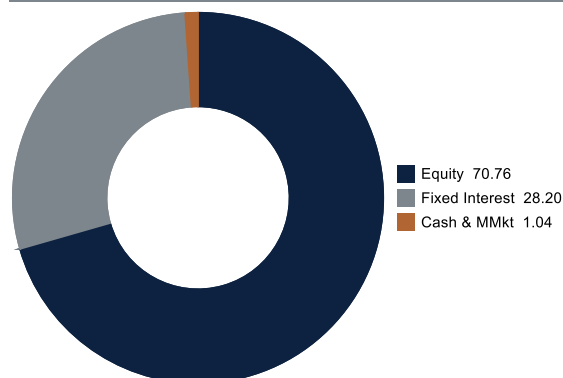
Melville Douglas Global Growth Fund Limited

USD Global Growth Class

Monthly update at 30 September 2024

Holdings


Asset class (%)



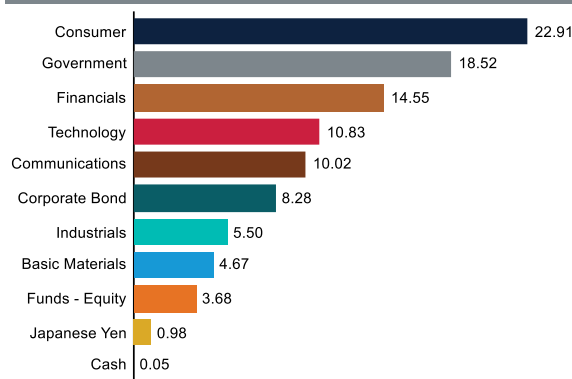
Top holdings (%)

US TSY Note/Bond 2.625% 15/02/2029	7.62
iShares \$ Corp Bond UCITS ETF USD (Dist)	5.66
US TSY Note/Bond 1.875% 15/02/2032	5.54
Microsoft Corp	4.43
Meta Platforms Inc	4.20
Taiwan Semiconductor Manufacturing Co Ltd Sp ADR	3.96
Melville Douglas SFL - Global Impact USD Class X	3.68
Amazon.com Inc	3.47
ICON plc	2.93
S&P Global Inc	2.92

Country (%)



Category (%)



Performance and Income

Class B Launch: 17 May 2017

Class C Launch: 27 July 2017

Benchmark: From 01/08/24: MSCI ACWI NR 65%; BB/EFFAS Bond US Govt 1-10 yr 14%; BB US Corporate TR Value UH USD 7%; BB Gbl Aggr Treasuries TR Value UH USD 14%. Formerly: MSCI ACWI NR (MSCI World NR from launch to 30/04/20) 65%; JPM Global Aggr Bond TR (JPM Global Agg (unhedged) from launch to 30/04/21) 35%

Peer group: EAA Fund USD Flexible Allocation

Returns (%)	1yr	3yrs	5yrs	7yrs	Launch
Class B					
Class	20.71	1.93	5.94	5.95	6.42
Benchmark	25.07	4.47	7.91	7.23	7.66
Peer group	16.12	1.92	4.36	3.55	3.79
Class C					
Class	21.56	2.65	6.68	6.57	6.60
Benchmark	25.07	4.47	7.91	7.23	7.35
Peer group	16.12	1.92	4.36	3.55	3.53

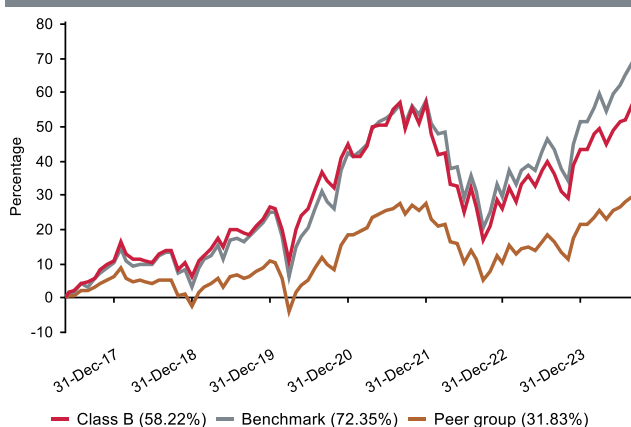
Returns (%) shown are cumulative for all periods shorter than or equal to 1 year and annualised for all periods greater than 1 year.

Statistics (%)	1yr	3yrs	5yrs	7yrs	Launch
Class B					
Positive Months	9	20	37	51	55
Max Gain	22.56	35.13	42.97	49.90	59.92
Max Drawdown	-3.35	-25.43	-25.56	-25.56	-26.65
Highest	20.71	20.71	30.39	30.39	30.39
Lowest	6.57	-22.15	-22.15	-22.15	-22.15
Class C					
Highest	21.56	21.56	31.30	31.30	31.30
Lowest	7.31	-21.60	-21.60	-21.60	-21.60

Highest - this reflects the highest 12 month return during the period.

Lowest - this reflects the lowest 12 month return during the period.

Cumulative performance (%) from Launch



Melville Douglas Global Growth Fund Limited

USD Global Growth Class

Quarterly update at 30 September 2024

Who are the investment managers?



Bernard Drotschie
BCom (Hons), CFA®, CFPTM
Chief Investment Officer



Karl Holden
FCSI, Chartered Wealth Manager
Head of International Fixed Interest
and Currency Strategy



Derinia Mathura
BBusSci (Hons) Finance, CFA®
Fund Manager

Bernard joined Melville Douglas in 2002 as a portfolio manager and analyst, prior to which he worked for Absa Asset Management. He is the lead manager on the Melville Douglas Global Growth Fund (USD) and co-manages the Melville Douglas Balanced Fund (USD) and the Melville Douglas Income Funds. He holds a BCom (Hons) degree in Econometrics, is a CFA® Charterholder and a Certified Financial Planner™ professional.

Karl joined Standard Bank in 1991 and specialises in global fixed income and currency markets. He is lead manager of the Melville Douglas Bond Funds and also manages the investments of a number of high-net-worth clients. Karl is a Chartered Wealth Manager, Fellow of the Chartered Institute for Securities and Investment and holds the Private Client Investment Advice and Management Certificate. Karl is based in Jersey.

Derinia joined Melville Douglas in 2013 as the lead analyst for a range of global equity holdings within the consumer discretionary sector. She is the co-manager of the Melville Douglas Select Global Equity Fund. Prior to joining, she worked for RMB Morgan Stanley as a sell-side equity research analyst covering financials. Derinia has a BBusSci (Hons) degree in Finance and is also a CFA® Charterholder.

Melville Douglas Investment Management (Pty) Ltd, FSP 595, an authorised Financial Services Provider under the Financial Advisory and Intermediary Services Act 2002, manage the investments of the fund. Since 1983 Melville Douglas has been delivering superior investment returns across a number of asset classes. As a global boutique investment management company within the Standard Bank Group, we are uniquely positioned to offer domestic and offshore investment solutions. What truly sets Melville Douglas apart is our experienced investment team and our approach to investing – driven by balance, a long-term view and a commitment to fundamental research – which informs our investment decisions across the board.

Fund review

Over the quarter, the fund delivered a positive return of around +4.5% behind a benchmark return of +6.2%. The underperformance was the result of an underperformance from the global equity component in the fund. The fixed income component performed in line with its benchmark, while being overweight equity contributed positively. Market performance across global equities broadened over the quarter, with interest rate plays, real estate, and utilities standing out as key sectors driving returns. IT underperformed and was used to fund a rotation into other, previously less favoured sectors. The energy sector was hit the hardest over the quarter as Brent Crude fell below \$70. Value stocks (+9.6%) outperformed growth stocks (+4.2%) over the quarter. Regionally, emerging markets led the way as Chinese stimulus caused a significant rally, with the Hang Seng up a massive 19.8% (USD) in Q3. Having no exposure to the underperforming energy sector helped offset the lack of exposure to Q3's winners, real estate and utilities. Our performance was negatively impacted over the quarter due to the lack of direct exposure to China and more pro-cyclical names, with our stock selection being a detractor.

Performance from the fixed income component in the fund was broadly in line with benchmark for the quarter and on a year-to-date basis is outperforming and delivering attractive absolute returns. The Fund's overweight allocation to the US Dollar had a small impact on relative performance in Q3 although much of this was offset by superior returns in the US bond market versus counterparts such as the Eurozone, Japan and the UK. We expect the US Dollar to regain ground in Q4 on continued evidence that the economy will avoid a recession and in turn, yields to retrace some of the strong rally in Q3. The fixed income duration currently sits marginally behind the benchmark, and we are reluctant to move this to overweight given our outlook.

Market overview

This year, financial markets have predominantly trended higher, following the path of least resistance. Despite increased volatility due to growth concerns in the first half of the quarter, global equity markets concluded the third quarter with a 6.7% gain, as financial conditions continued to ease. Geopolitical tensions did not significantly impact this upward trend.

While equity returns were notable, global bonds outperformed, delivering a 7.0% return driven by lower-than-expected inflation. This development allowed Central Banks to initiate the next phase of a synchronised interest rate reduction cycle, following a period of stringent monetary policy aimed at combating inflation. Even China contributed by intensifying efforts to support its lacklustre economic growth and struggling property market.

Looking ahead

Despite a slowdown within the labour market, economic data and final demand remain resilient, allowing us to maintain a positive outlook on financial markets. The global environment of synchronised declining interest rates is expected to support consumption, investment spending, and liquidity. Coupled with lower oil prices, reduced inflation, and positive corporate earnings revisions, this bodes well for equity markets, justifying our tactical overweight position in this asset class.

As we approach the 60th US presidential election, increased volatility is anticipated as candidates vie for the presidency. This is not unusual and may present opportunities for patient, long-term investors. The Melville Douglas Global Growth fund is well-diversified across various asset classes, sectors and stocks ensuring that the fund is well-positioned to navigate any outcome.

The commentary gives the views of the portfolio manager at the time of writing. Any forecasts or commentary included in this document are not guaranteed to occur.

Change in allocation of the fund over the quarter

Asset type	Q3 2024	Q2 2024	Change
Cash & MMkt	1.04	2.87	-1.83
Equity	70.76	69.74	1.02
Fixed Interest	28.20	27.40	0.80

The portfolio adhered to its portfolio objective over the quarter.

Fund classes

Class	Type	Price (\$)	Shares	NAV (\$)
B	Retail	15.66	1,609,682.77	25,214,405.75
C	Retail	15.83	1,199,223.82	18,979,059.59

All data as at 30 September 2024.

Shares - the amount of Participating Shares in issue in each relevant class.

Melville Douglas Global Growth Fund Limited

USD Global Growth Class



Important information at 30 September 2024

Disclosures

Collective Investment Funds (CIF) are generally medium to long term investments. The value of participatory interests may go down as well as up and past performance is not necessarily a guide to future performance. CIF are traded at ruling prices and can engage in borrowing and scrip lending.

The USD Global Growth Class is a class fund of the Melville Douglas Global Growth Fund Limited (the Fund). The Fund is an 'umbrella fund' and an open-ended investment fund company registered by way of continuation in Jersey under a certificate of continuance dated 31 March 2003 with limited liability under the Law as a no par value company. The Fund is regulated as a Collective Investment Fund by the Jersey Financial Services Commission. The manager of the Fund is STANLIB Fund Managers Jersey Limited (the Manager). The Manager is 100% owned by STANLIB Limited, which is wholly owned by Liberty Holdings Limited. Liberty is a full member of the Association for Savings and Investments of South Africa (ASISA). The manager has a right to close a portfolio to new investors in order to manage the portfolio more efficiently in accordance with its mandate. The Manager does not provide any guarantee either with respect to the capital or the return of the class fund. A schedule of fees and charges and maximum commissions is available on request from the Manager. The custodian/trustee of the Fund is Apex Financial Services (Corporate) Limited (the Custodian). The Fund, the Manager and the Custodian are regulated by the Jersey Financial Services Commission.

The investments of this class fund are managed, on behalf of the Manager, by Melville Douglas Investment Management (Pty) Ltd (the Investment Manager), an authorised financial services provider (FSP), FSP No. 595, under the Financial Advisory and Intermediary Services Act (FAIS), Act No. 37 of 2002. The Investment Manager, pursuant to a distribution agreement made between it and the Manager, acts as distributor to the class fund in South Africa.

STANLIB Collective Investments (RF) (Pty) Limited is the appointed Fund's representative in the RSA, by the Manager, in respect of the Fund. The RSA Representative is responsible for assisting the Fund with compliance with RSA regulatory requirements in respect of certain Classes to be marketed to investors in the RSA.

Prices are calculated and published on each working day, these prices are available on the Manager's website (www.stanlib.com). This portfolio is valued at 23h59 (GMT). Forward pricing is used. Investments and repurchases will receive the price of the next day if received prior to 14h30 (GMT). Settlement must be made in the relevant class fund's base currency.

This portfolio is permitted to invest in foreign securities. Should the portfolio include any foreign securities these could expose the portfolio to any of the following risks: potential constraints on liquidity and the repatriation of funds; macroeconomic risks; political risks; foreign exchange risks; tax risks; settlement risks; and potential limitations on the availability of market information.

All return figures quoted are in USD, as at 30 September 2024, based on data sourced from Morningstar.

Annualised return figures are the compound annualised growth rate (CAGR) calculated from the cumulative return for the period being measured. These annualised returns provide an indication of the annual return achieved over the period had an investment been held for the entire period. Actual annual figures are available on request from the Manager.

Fund performance figures are calculated for the relevant class of the Fund, for a lump sum investment, on a NAV-NAV basis, with income reinvested on the ex-dividend date. Individual investor performance may differ due to initial fees, actual investment date, date of reinvestment of income and dividend withholding tax. Fund performance figures account for all costs that contribute to the calculation of the cost ratios quoted, all fund returns quoted are therefore after these costs have been accounted for.

Statistics - Positive Months: the number of individual 1 month periods during the specified time period where the return was not negative; Max Gain: the maximum gain in a trough-to-peak incline before a new trough is attained, quoted as the percentage between the trough and the peak. It is an indicator of upside risk over a specified time period (quoted for all periods of 1 year or longer); Max Drawdown: the maximum loss in a peak-to-trough decline before a new peak is attained, quoted as the percentage between the peak and the trough. It is an indicator of downside risk over a specified time period (quoted for all periods of 1 year or longer, where blank no loss was experienced); Highest and Lowest: the highest and the lowest 1 year return (%) that occurred during the specified time period (quoted for all relevant classes launched 1 year or more prior to current month end date).

Additional information about this product including, but not limited to, brochures, application forms and annual or quarterly reports, can be obtained free of charge, from the Investment Manager and from the Investment Manager's website (www.melvilledouglas.co.za).

This document does not constitute an offer of sale. Investors are requested to view the latest Prospectus and Minimum Disclosure Document for information pertaining to this product, as well as seeking professional advice, should they be considering an investment in this product. The Manager provides no guarantee or warranty as to the accuracy of the content of this document. Every effort has been made to ensure that the content is accurate at time of issue. This document is not advice, as defined under FAIS. Please be advised that there may be a representative acting under supervision.

Trail fees are paid inclusive of VAT meaning, where a South African adviser is registered for VAT, the VAT levied is included in the fee payable to the adviser out of the fund's annual management charge. Initial fees are also paid inclusive of VAT.

Contact details

Manager and Registrar

STANLIB Fund Managers Jersey Limited
Reg. No. 30487
Standard Bank House, 47-49 La Motte Street, JE2 4SZ
Telephone: +44 (0)1534 881400
Email: SFMJ@stanlib.com
Website: www.stanlib.com

Fund Directors

M.Farrow, M.Laws, O.Sonnbichler and R.Stewart.

Trustee/Custodian

Apex Financial Services (Corporate) Limited
Reg. No. 702
12 Castle Street, JE2 3RT
Telephone: +44 (0)1534 847000

Investment Manager and Distributor

Melville Douglas Investment Management (Pty) Ltd
An authorised financial services provider, FSP No. 595
Reg. No. 1987/005041/07
8th Floor West Wing, 30 Baker Street, Rosebank, 2196
Telephone: +27 (0)11 721 7964
Website: www.melvilledouglas.co.za

RSA Representative

STANLIB Collective Investments (RF) (Pty) Limited
Reg. No. 1969/003468/07
17 Melrose Boulevard, Melrose Arch, 2196
Telephone: 0860 123 003